

RESOLUTION NO. 2021-61

**RESOLUTION APPROVING THE CITY'S PROPOSED
AMENDMENT #2 TO THE FISCAL YEAR 2020-2021 BUDGET**

WHEREAS, the City Council of Fairfax, Iowa has prepared amendment #2 to the Annual Budget for Fiscal Year 2020-2021; and

WHEREAS, the City did hold a public hearing regarding this proposed budget amendment on May 11, 2021, at 6:00 PM at the Fairfax City Hall, at 300 80th Street Court, Fairfax, Iowa. Due to COVID19, this meeting was held with a conference call option.

NOW, THEREFORE, BE IT RESOLVED, by the City Council of the City of Fairfax, Iowa, approval of budget amendment #2 for Fiscal Year 2020-2021.


BE IT FURTHER RESOLVED, by the Fairfax City Council of the City of Fairfax, Iowa, that the Mayor and City Clerk/Treasurer are hereby authorized and directed to execute said resolution.

Passed and approved this 11^h day of May, 2021.


AYES: Otto, Daly, Pacha, and Wainwright


NAYS: None

ABSENT: Volk


Burnell G. Frieden, Mayor

ATTEST:


Cynthia K. Stimson, City Clerk/Treasurer



NOTICE OF PUBLIC HEARING - AMENDMENT OF CURRENT BUDGET

FAIRFAX

Fiscal Year July 1, 2020 - June 30, 2021

The City of FAIRFAX will conduct a public hearing for the purpose of amending the current budget for fiscal year ending June 30, 2021

Meeting Date/Time: 5/11/2021 06:00 PM

Contact: Cynthia Stimson

Phone: (319) 846-2204

Meeting Location: Fairfax City Hall, 300 80th St Ct, Fairfax, IA

There will be no increase in taxes. Any residents or taxpayers will be heard for or against the proposed amendment at the time and place specified above. A detailed statement of: additional receipts, cash balances on hand at the close of the preceding fiscal year, and proposed disbursements, both past and anticipated, will be available at the hearing.

REVENUES & OTHER FINANCING SOURCES		Total Budget as Certified or Last Amended	Current Amendment	Total Budget After Current Amendment
Taxes Levied on Property	1	854,735	0	854,735
Less: Uncollected Delinquent Taxes - Levy Year	2	0	0	0
Net Current Property Tax	3	854,735	0	854,735
Delinquent Property Tax Revenue	4	0	0	0
TIF Revenues	5	1,175,000	0	1,175,000
Other City Taxes	6	287,756	0	287,756
Licenses & Permits	7	135,000	-36,075	98,925
Use of Money & Property	8	37,500	7,200	44,700
Intergovernmental	9	718,310	289,015	1,007,325
Charges for Service	10	1,940,800	-266,450	1,674,350
Special Assessments	11	0	0	0
Miscellaneous	12	442,500	19,140	461,640
Other Financing Sources	13	9,950,000	1,500,000	11,450,000
Transfers In	14	7,422,888	2,000,000	9,422,888
Total Revenues & Other Sources	15	22,964,489	3,512,830	26,477,319
EXPENDITURES & OTHER FINANCING USES				
Public Safety	16	614,826	20,315	635,141
Public Works	17	1,977,051	33,600	2,010,651
Health and Social Services	18	0	0	0
Culture and Recreation	19	1,857,033	40,150	1,897,183
Community and Economic Development	20	128,900	0	128,900
General Government	21	497,260	1,400,000	1,897,260
Debt Service	22	3,003,609	0	3,003,609
Capital Projects	23	0	0	0
Total Government Activities Expenditures	24	8,078,679	1,494,065	9,572,744
Business Type/Enterprise	25	7,700,554	8,000	7,708,554
Total Gov Activities & Business Expenditures	26	15,779,233	1,502,065	17,281,298
Transfers Out	27	7,422,888	2,000,000	9,422,888
Total Expenditures/Transfers Out	28	23,202,121	3,502,065	26,704,186
Excess Revenues & Other Sources Over (Under) Expenditures/Transfers Out	29	-237,632	10,765	-226,867
Beginning Fund Balance July 1, 2020	30	2,589,117	0	2,589,117
Ending Fund Balance June 30, 2021	31	2,351,485	10,765	2,362,250

Explanation of Changes: Increases in revenues are from financing, transfers, grants, and increased intergovernmental revenue. Increases in expenses are from property purchase, storm repairs, and operating expenses.