

**CITY BUDGET AMENDMENT AND CERTIFICATION RESOLUTION - FY 2019 - AMENDMENT #1**

To the Auditor of LINN County, Iowa:

The City Council of Fairfax in said County/Counties met on 9/11/2018, at the place and hour set in the notice, a copy of which accompanies this certificate and is certified as to publication. Upon taking up the proposed amendment, it was considered and taxpayers were heard for and against the amendment.

The Council, after hearing all taxpayers wishing to be heard and considering the statements made by them, gave final consideration to the proposed amendment(s) to the budget and modifications proposed at the hearing, if any. thereupon, the following resolution was introduced.

RESOLUTION No. 2018-60

**A RESOLUTION AMENDING THE CURRENT BUDGET FOR THE FISCAL YEAR ENDING JUNE 2019**

(AS AMENDED LAST ON N/A.)


Be it Resolved by the Council of the City of Fairfax

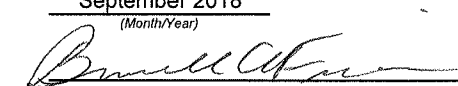
Section 1. Following notice published 8/30/2018


and the public hearing held, 9/11/2018 the current budget (as previously amended) is amended as set out herein and in the detail by fund type and activity that supports this resolution which was considered at that hearing:

		Total Budget as certified or last amended	Current Amendment	Total Budget after Current Amendment
<b>Revenues &amp; Other Financing Sources</b>				
Taxes Levied on Property	1	772,168	0	772,168
Less: Uncollected Property Taxes-Levy Year	2	0	0	0
<b>Net Current Property Taxes</b>	<b>3</b>	<b>772,168</b>	<b>0</b>	<b>772,168</b>
Delinquent Property Taxes	4	0	0	0
TIF Revenues	5	970,000	0	970,000
Other City Taxes	6	273,061	0	273,061
Licenses & Permits	7	91,500	0	91,500
Use of Money and Property	8	28,086	0	28,086
Intergovernmental	9	426,130	0	426,130
Charges for Services	10	1,069,368	201,812	1,271,180
Special Assessments	11	0	0	0
Miscellaneous	12	118,500	6,582	125,082
Other Financing Sources	13	1,675,000	2,495,000	4,170,000
Transfers In	14	1,061,357	113,712	1,175,069
<b>Total Revenues and Other Sources</b>	<b>15</b>	<b>6,485,170</b>	<b>2,817,106</b>	<b>9,302,276</b>
<b>Expenditures &amp; Other Financing Uses</b>				
Public Safety	16	412,428	11,500	423,928
Public Works	17	389,630	70,100	459,730
Health and Social Services	18	0	0	0
Culture and Recreation	19	561,582	504,973	1,066,555
Community and Economic Development	20	3,200	138,000	141,200
General Government	21	370,810	1,000	371,810
Debt Service	22	1,061,357	80,335	1,141,692
Capital Projects	23	0	0	0
Total Government Activities Expenditures	24	2,799,007	805,908	3,604,915
Business Type / Enterprises	25	2,831,965	465,601	3,297,566
<b>Total Gov Activities &amp; Business Expenditures</b>	<b>26</b>	<b>5,630,972</b>	<b>1,271,509</b>	<b>6,902,481</b>
Transfers Out	27	1,061,357	113,712	1,175,069
<b>Total Expenditures/Transfers Out</b>	<b>28</b>	<b>6,692,329</b>	<b>1,385,221</b>	<b>8,077,550</b>
<b>Excess Revenues &amp; Other Sources Over (Under) Expenditures/Transfers Out Fiscal Year</b>	<b>29</b>	<b>-207,159</b>	<b>1,431,885</b>	<b>1,224,726</b>
Beginning Fund Balance July 1	30	1,036,330	226,901	1,263,231
<b>Ending Fund Balance June 30</b>	<b>31</b>	<b>829,171</b>	<b>1,658,786</b>	<b>2,487,957</b>

Passed this 11 day of September 2018

  
Signature  
City Clerk/Finance Officer

  
Signature  
Mayor



INVOICE DATE	ACCOUNT #	ACCOUNT NAME	LINES	TIMES
8/30/18	2698	CITY OF FAIRFAX	3.00 x 8.1000	1
DESCRIPTION: legals- 653.C1 Amend 2018-2019 Budget				

### PROOF OF PUBLICATION

I, Chris Edwards, do state that I am the publisher of THE GAZETTE, a daily newspaper of general circulation in Linn and Johnson, in Iowa. The notice, a printed copy of which is attached, was inserted and published in THE GAZETTE in the issue(s) of 8/30/2018

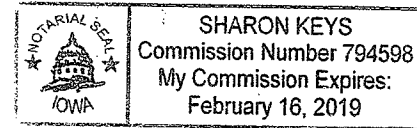
The reasonable fee for publishing said notice is **\$122.52**

By Chris Edwards

STATE OF IOWA, }  
 Counties of Linn and Johnson } **SS:**

This instrument was acknowledged by Chris Edwards before me this 30th day of August, 2018

Sharon Keys  
 Notary Public in and for the State of Iowa



**NOTICE OF PUBLIC HEARING**  
**AMENDMENT OF FY2018-2019 CITY BUDGET**

Form 653.C1

The City Council of Fairfax in LINN County, Iowa  
 will meet at 300 80th Street Court, Fairfax, IA 52228  
 at 6:00 PM on 9/11/2018  
 (hour) (Date)

for the purpose of amending the current budget of the city for the fiscal year ending June 30, 2019  
 (year)

by changing estimates of revenue and expenditure appropriations in the following programs for the reasons given. Additional detail is available at the city clerk's office showing revenues and expenditures by fund type and by activity.

		Total Budget as certified or last amended	Current Amendment	Total Budget after Current Amendment
<b>Revenues &amp; Other Financing Sources</b>				
Taxes Levied on Property	1	772,168	0	772,168
Less: Uncollected Property Taxes-Levy Year	2	0	0	0
Net Current Property Taxes	3	772,168	0	772,168
Delinquent Property Taxes	4	0	0	0
TIF Revenues	5	970,000	0	970,000
Other City Taxes	6	273,061	0	273,061
Licenses & Permits	7	91,500	0	91,500
Use of Money and Property	8	28,086	0	28,086
Intergovernmental	9	426,130	0	426,130
Charges for Services	10	1,069,368	201,812	1,271,180
Special Assessments	11	0	0	0
Miscellaneous	12	118,500	6,582	125,082
Other Financing Sources	13	1,675,000	2,495,000	4,170,000
Transfers In	14	1,061,357	113,712	1,175,069
<b>Total Revenues and Other Sources</b>	<b>15</b>	<b>6,485,170</b>	<b>2,817,108</b>	<b>9,302,278</b>
<b>Expenditures &amp; Other Financing Uses</b>				
Public Safety	16	412,428	11,500	423,928
Public Works	17	389,630	70,100	459,730
Health and Social Services	18	0	0	0
Culture and Recreation	19	561,582	504,973	1,066,555
Community and Economic Development	20	3,200	138,000	141,200
General Government	21	370,810	1,000	371,810
Debt Service	22	1,061,357	80,335	1,141,692
Capital Projects	23	0	0	0
Total Government Activities Expenditures	24	2,799,007	805,908	3,604,915
Business Type / Enterprises	25	2,831,965	465,601	3,297,566
Total Gov Activities & Business Expenditures	26	5,630,972	1,271,509	6,902,481
Transfers Out	27	1,061,357	113,712	1,175,069
Total Expenditures/Transfers Out	28	6,692,329	1,385,221	8,077,550
Excess Revenues & Other Sources Over (Under) Expenditures/Transfers Out for Fiscal Year	29	-207,159	1,431,885	1,224,726
Beginning Fund Balance July 1	30	1,036,330	226,901	1,263,231
Ending Fund Balance June 30	31	829,171	1,658,786	2,487,957

Explanation of increases or decreases in revenue estimates, appropriations, or available cash:  
 Increased revenues are from new bond funds, insurance claims, connection fees, and increased user fees.  
 Increased expenditures are from unspent bond project balances, new bond projects, new bond payments, and other projects using existing funds.

There will be no increase in tax levies to be paid in the current fiscal year named above. Any increase in expenditures set out above will be met from the increased non-property tax revenues and cash balances not budgeted or considered in this current budget. This will provide for a balanced budget.

Cynthia Stimson  
 City Clerk/Finance Officer